




STAFFORDSHIRE
POLICE




STAYING SAFE ONLINE

Activity Pack



This belongs to

.....

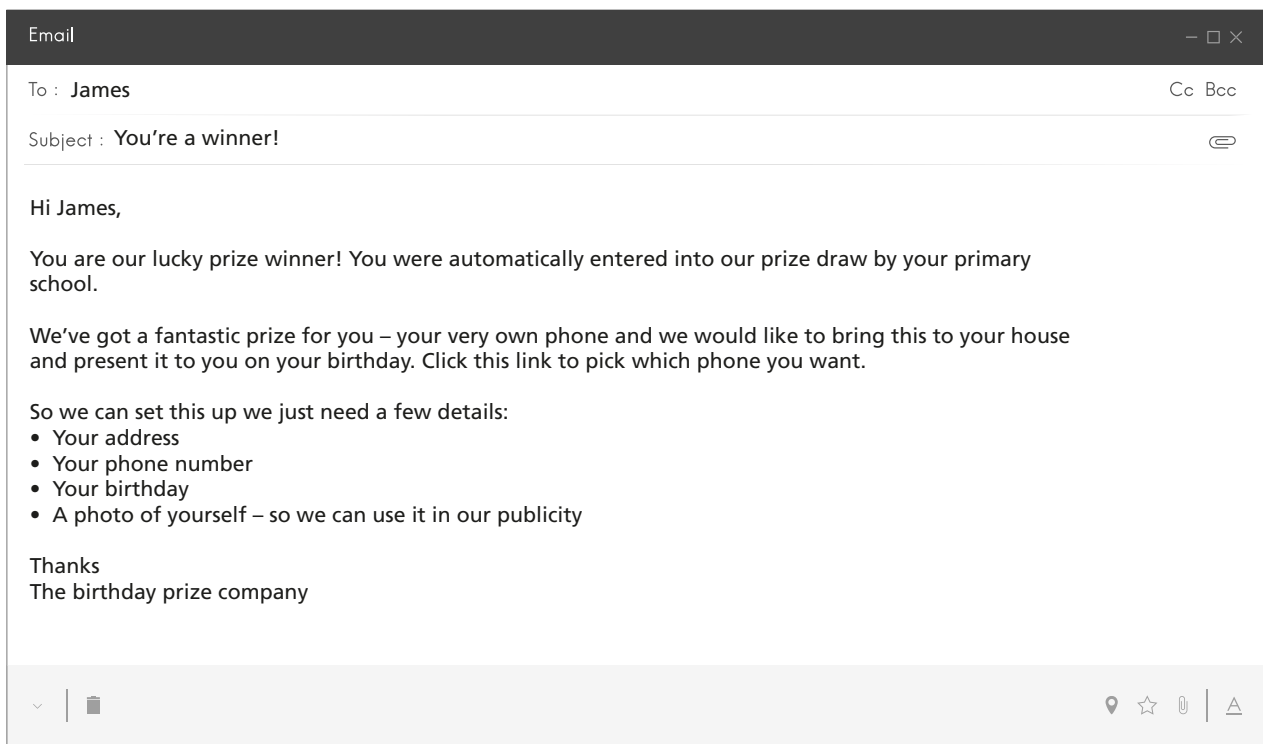


DETAILS DILEMMA

What would you do?

Have a go at our quiz to see what you would do in each situation.
We've put some advice and useful links at the end.

1 James has received this email, what do you think he should do?



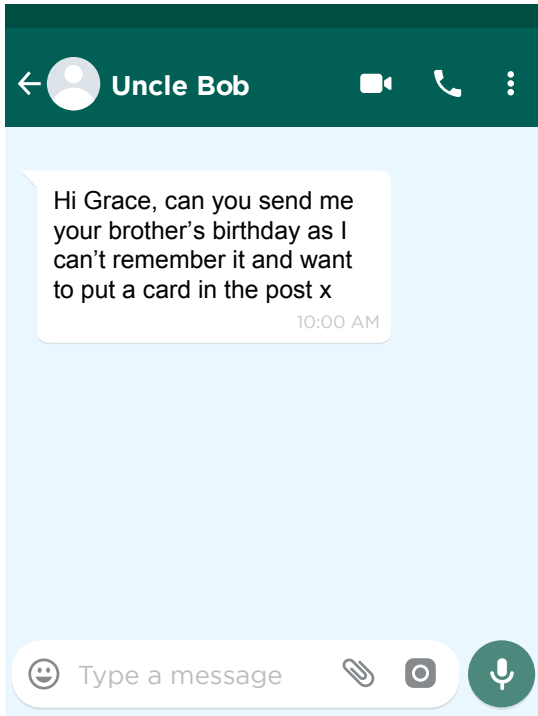
- A. Reply straight away answering all of the questions, including a photo and click the link to pick my new phone.
- B. As above and then show the email to your parent/guardian.
- C. Don't reply and show the email to your parent/guardian.
- D. Ignore the email, hopefully they will go away.

Your answer



2

Grace has received this text from her uncle, what should she do?

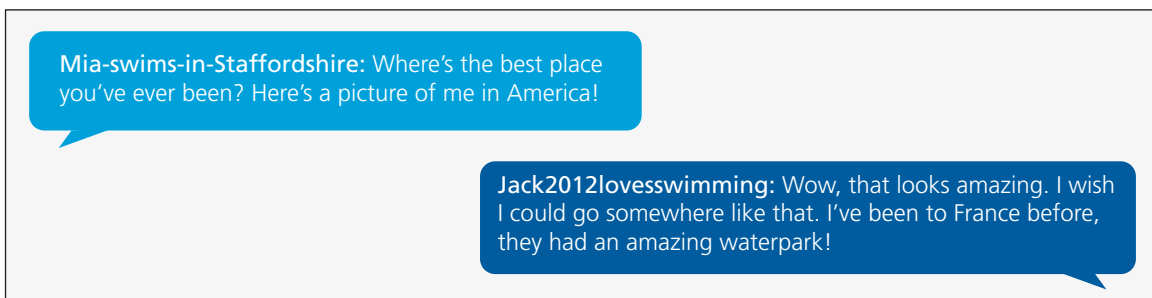


- A. Text back with your brother's birthday.
- B. Reply and tell your parent/guardian.
- C. Show the message to your parent/guardian before replying.
- D. Ignore the text and don't reply.

Your answer

3

Jack likes to swim and goes to swimming classes every week. He's been using an online chat to speak to another 8 year old who uses the same swimming pool. He's never met her before as she goes to a different swimming class. What should he do?



- A. Reply and send a holiday photo, it was a great holiday!
- B. Reply but don't send a photo.
- C. Don't reply and leave the chat.
- D. Don't reply, leave the chat and talk to a parent/guardian.

Your answer




4 Mia loves playing her favourite computer game and has lots of friends to chat to while she's playing. One of the boys she talks to asks her to send him her phone number so they can carry on chatting outside of the game. What should she do?

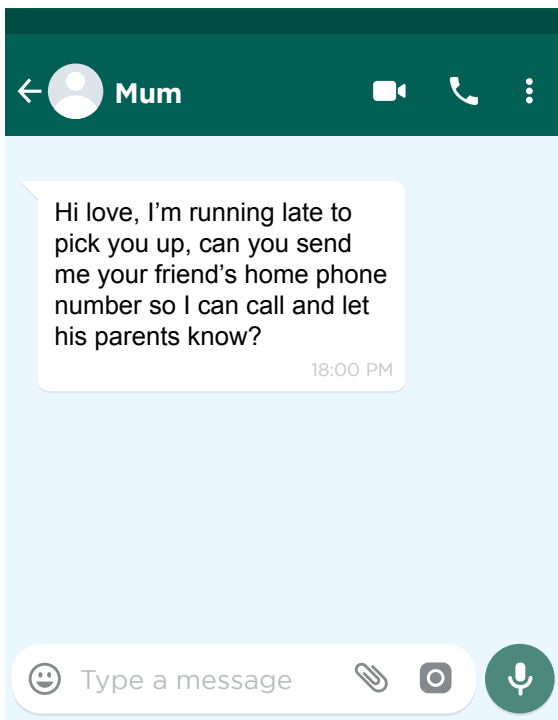


- A. Send him her mobile number and await his call/message.
- B. As above and then message them to start chatting straight away.
- C. Ignore the request and block the boy so he cannot contact her again.
- D. As above and tell a parent/guardian about it.

Your answer



5 Edward is playing over at a friend's house and has received a message from his mum. What do you think he should do?



- A. Send the number to your mum straight away.
- B. Speak to your friend's parents and then send your mum the number.
- C. Tell your mum you can't share the number with her.
- D. Ignore it and don't reply.

Your answer

QUIZ ANSWERS

1

Answer = C - Don't reply and show the email to your parent/guardian.

If you receive an email from someone you don't know you should avoid clicking on any links or opening any attachments. If you share personal information (such as your address, phone number, birthday, photograph of yourself etc) fraudsters can use these to pretend to be you online. If you receive anything like this you need to tell your parent/guardian so they can take any further steps to report this.

2

Answer = B - Reply and tell your parent/guardian.


As a member of your close family your uncle is a trusted person. It's clear he's just forgetful and needs this information to send a birthday card. He could have text your parent or guardian for this information so it's always a good thing to let them know he's been in touch with you.

3

Answer = D - Don't reply, leave the chat and talk to a parent/guardian.

When you use online chat rooms it isn't possible to tell who you are really chatting with, even if they seem to know things they could only know if they did use the same swimming pool. It may also be a public chat, meaning other people can see what you are posting. Be very careful and try not to share any personal information, including photographs with anyone who isn't a trusted person. Speak to your parents/guardians if you feel uncomfortable with anything you are asked to do in a chat room.

How did you do?



4

Answer = D - Ignore the request and block the boy so he cannot contact her again and tell a parent/guardian about it.

If you don't know someone who speaks to you on gaming platforms ignore any requests for personal information and let a parent/guardian know. Even if they seem nice it is not safe to accept their request – they are a stranger and it is not safe.

5

Answer = B - Speak to your friend's parents and then send your mum the number.

Even though your mum is a trusted person it is always best to ask people first before sharing their personal details with someone else (e.g. a phone number, address, email address).



ADVICE AND USEFUL LINKS

When we use technology to contact people we don't always know who they are – sometimes they can lie about their identity so we need to be really careful.

Things to look out for:

1

Being contacted online by someone you have never met before – you should always tell a parent or guardian about this.

2

Anyone who asks you to send a photograph – stop and think, who they are and why would they want this? Only share images with trusted people, such as family.

3

Someone asking you to share personal details such as your birthday, address, phone number, email address – someone can use these details to pretend to be you online.

For more information and advice call or visit:

NSPCC

0808 800 5000 – www.nspcc.org.uk

Childline under 18s helpline

0800 1111 – www.childline.org.uk

Crimestoppers

0800 555 111 – www.crimestoppers-uk.org

Barnardos

www.barnardos.co.uk



POLICE WORD SEARCH



Can you find the words in the grid?

Look hard, the words may be back-to-front, up, down or diagonal in the grid.

V	C	P	Z	R	L	S	Z	U	T	V	F	W	B	G	G	R	K	V	D
S	I	I	P	N	K	D	R	P	K	P	X	O	L	G	Z	O	A	O	O
S	X	C	T	W	U	J	R	T	N	V	S	Q	T	J	L	A	I	D	U
D	B	V	B	D	X	T	S	C	F	E	I	Y	L	J	C	D	V	N	Y
W	K	U	Y	K	J	G	K	D	Y	B	P	M	D	D	D	O	I	E	N
J	P	F	D	M	X	J	G	O	X	W	A	H	B	I	E	F	L	E	R
X	Z	Y	L	H	R	M	J	I	W	F	A	R	I	I	O	C	O	J	L
O	G	H	A	N	D	C	U	F	F	S	A	D	N	R	K	X	U	S	Z
D	E	G	H	L	V	O	X	Z	N	U	F	V	M	Z	B	C	T	Z	G
X	O	J	N	Y	M	U	M	W	B	I	U	V	P	F	T	O	B	T	R
S	B	X	H	S	S	V	E	C	N	Q	E	B	Z	I	O	G	M	E	O
N	B	G	G	L	I	U	W	G	A	H	S	D	Y	A	D	D	P	A	C
K	G	H	R	O	Z	S	E	V	I	O	O	X	L	D	X	L	O	B	O
Z	S	T	B	P	O	R	Y	C	Q	A	H	O	P	P	O	A	W	W	L
F	Y	B	F	A	P	Q	L	G	F	L	L	P	M	X	W	I	T	H	C
Z	E	A	P	R	K	E	O	X	N	U	S	M	M	O	D	U	J	U	Q
X	W	D	I	X	S	Y	W	Z	K	J	C	K	M	P	Q	G	J	M	C
P	K	N	D	Q	D	U	R	W	U	T	K	E	O	L	H	H	N	X	F
R	T	U	O	A	Y	I	K	M	W	O	P	V	L	Q	Q	C	S	J	H
S	Z	D	S	A	Y	L	X	M	X	F	V	O	W	Y	H	R	W	W	O

Words to find

BADGE	EVIDENCE	INSPECTOR	PATROL	SERGEANT
CONSTABLE	FINGERPRINTS	INVESTIGATION	POLICE	UNIFORM
DOG	HANDCUFFS	OFFICER	RADIO	VEHICLES

TECHNOLOGY

WORD SEARCH



Can you find the words in the grid?

Look hard, the words may be back-to-front, up, down or diagonal in the grid.

X	T	C	I	E	P	U	Q	P	G	Y	H	N	P	W	G	X	E	V	D
P	V	M	T	S	Q	T	L	I	N	M	T	F	A	J	Q	K	G	E	E
K	I	J	U	Y	Z	H	F	R	H	D	Z	S	S	V	R	Q	L	A	N
L	G	I	P	X	P	K	B	S	B	O	X	X	H	Y	J	P	U	D	D
L	Z	B	U	F	O	Z	G	C	B	B	V	H	H	M	P	O	H	L	E
J	U	W	J	W	P	I	Q	V	R	H	F	S	Y	Y	K	S	K	E	D
K	W	C	U	X	Y	K	M	B	H	F	V	D	D	M	E	H	N	N	N
Q	C	O	V	B	C	T	P	R	O	Z	U	X	D	M	B	A	V	K	Y
S	P	V	O	O	K	Q	R	K	S	O	C	I	A	L	X	X	A	T	Y
Y	L	T	D	L	W	F	L	T	C	R	Q	G	W	A	H	P	L	O	R
Z	K	H	X	I	U	U	P	U	O	X	X	R	Q	Y	R	J	A	R	F
W	D	K	F	C	F	P	Z	V	H	L	Y	M	K	G	S	C	X	V	O
T	L	W	D	O	K	I	L	Q	Q	T	I	V	W	S	S	H	Q	E	L
R	U	M	N	I	C	W	W	P	R	N	A	T	R	G	I	C	X	O	X
O	Q	E	N	F	S	O	K	O	F	D	E	V	R	E	H	Z	K	A	O
R	E	P	O	L	E	A	P	Y	J	W	F	M	T	J	K	Q	R	X	B
V	Y	H	Z	H	A	V	G	Q	V	L	U	S	Q	N	B	R	W	W	H
V	E	R	O	V	S	M	B	C	C	E	K	R	N	R	E	S	F	Q	K
S	V	C	B	S	G	P	R	K	H	J	W	R	Q	Y	H	V	S	Z	H
A	H	Y	Z	I	E	Z	J	T	V	F	W	O	T	G	U	Q	C	B	O



Words to find

APPS	COMPUTER GAMES	PHONE
CAMERA	INTERNET	SOCIAL
CHAT	MUSIC	WIFI
	ONLINE	

SPOT THE DIFFERENCE



Can you spot the 10 differences between the two pictures below?



TECHNOLOGY TIPS

1

Choose a good password and keep this secret. The best passwords have a combination of letters, numbers, other characters (such as !£\$%&*?). Avoid using your name, birthday, or birth year.

2

When you are online or using apps check your privacy settings to see if your information is public or private. Ask your parent or guardian if you need help to change your settings.


4

If a message makes you feel uncomfortable you don't have to reply. Always tell a parent or guardian if you are worried about anything you see online or on your phone.


3

Stop and think if someone online asks for your full name, address, phone number, school or a photograph. Don't share these details with anyone online.

SPOT THE DIFFERENCE ANSWERS




Did you find them all?





DESIGN CHALLENGE

Create an eye-catching social media graphic (like a poster) we can use to encourage other children to stay safe online – our tops tips might give you some inspiration.





OUR TOP TIPS

1

Choose a good password and keep this secret. The best passwords have a combination of letters, numbers, other characters (such as !£\$%&*?). Avoid using your name, birthday, or birth year.

2

When you are online or using apps check your privacy settings to see if your information is public or private. Ask your parent or guardian if you need help to change your settings.

Stop and think if someone online asks for your full name, address, phone number, school or a photograph. Don't share these details with anyone online.

3

4

If a message makes you feel uncomfortable you don't have to reply. Always tell a parent or guardian if you are worried about anything you see online or on your phone.

5

Sometimes people can be horrible online, like they can when you are face to face. Be nice to other people and if you are upset by anything you should always tell a parent or guardian.

6

You can't always believe what you see online, some of the information can actually be fake – this can include fake facts, images, videos and even people. If you haven't met someone in real life before you chat online be very careful as they may not be who they say.

